



**THIS LAUNDRY ROOM MAY
BE USED ONLY FROM
7 A.M. TO 11 P.M.**

**PLEASE BE CONSIDERATE OF
YOUR NEIGHBORS**

DEER COOPER VILLAGE







**THIS LAUNDRY ROOM MAY
BE USED ONLY FROM
7 A.M. TO 11 P.M.**

**PLEASE BE CONSIDERATE OF
YOUR NEIGHBORS**

DEER COOPER VILLAGE



02/05/20



**THIS LAUNDRY ROOM MAY
BE USED ONLY FROM
7 A.M. TO 11 P.M.**

**PLEASE BE CONSIDERATE OF
YOUR NEIGHBORS**

PIER COOPER VILLAGE • STUYVESANT TOWN MANAGEMENT

02/05/20



INSTRUCTIONS

- 1 Load washer and close door
- 2 Add detergent (1/3 cup only!)
- 3 Select cycle and options
- 4 Pay
- 5 Press START



USE ONLY HE "HIGH EFFICIENCY" DETERGENT

INSTRUCCIONES DE USO

- 1 Cargue la lavadora y cierre la puerta
- 2 Agregue detergente (¡sólo 1/3 de taza!)
- 3 Seleccione el ciclo de lavado y la opción
- 4 Pagar
- 5 Presione boton de empezar (START)



USE SOLAMENTE UN DETERGENTE DE HE "ALTO RENDIMIENTO"



INSTRUCTIONS

- 1 Load washer and close door
- 2 Add detergent (1/3 cup only!)
- 3 Select cycle and options
- 4 Pay
- 5 Press START



USE ONLY HE "HIGH EFFICIENCY" DETERGENT

INSTRUCCIONES DE USO

- 1 Cargue la lavadora y cierre la puerta
- 2 Agregue detergente (¡sólo 1/3 de taza!)
- 3 Seleccione el ciclo de lavado y la opción
- 4 Pagar
- 5 Presione boton de empezar (START)




USE SOLAMENTE UN DETERGENTE DE HE "ALTO RENDIMIENTO"






INSTRUCTIONS

- 1 Load washer and close door
- 2 Add detergent (1/3 cup only!)
- 3 Select cycle and options
- 4 Pay
- 5 Press START

 USE ONLY HE "HIGH EFFICIENCY" DETERGENT

INSTRUCCIONES DE USO

- 1 Cargue la lavadora y cierre la puerta
- 2 Agregue detergente (¡sólo 1/3 de taza!)
- 3 Seleccione el ciclo de lavado y la opción
- 4 Pagar
- 5 Presione boton de empezar (START)

 USE SOLAMENTE UN DETERGENTE DE HE "ALTO RENDIMIENTO"

MAC-GRAY

Please Note: **ONLY \$5 bills** are accepted when purchasing a new **Smart Card**




Please Note: \$5, \$10 and



and \$20 bills are accepted



when increasing card value.



VTM

The Super Diamond Center™

ATM and Credit Card to MoneyCard Value Transfers



Favor seleccionar
ENGLISH ESPAÑOL

[CLEAR] [ENTER]

F1	[]	1 qz	2 abc	3 def	[]	CLE BOR
F2	[]	4 ghi	5 jkl	6 mno	[]	BKI REG
F3	[]	7 prs	8 tuv	9 wxy	[]	ALI
F4	[]	*	0	#	[]	EN EN

NOTICE


Due to actions by the credit card companies,
**This Unit Now Treats All Debit
Cards As Credit Cards**

Therefore, ATM cards *without* a major credit
work at this location.
inconvenience.




MAC-GRAY

Please Note: **ONLY \$5 bills** are accepted when
purchasing a new **Smart Card**



Please Note: \$5, \$10 and
and \$20 bills are accepted
when increasing card value.



Insert MoneyCard here for
card balance or to add value



Introducir MoneyCard
aquí para recibir el balance
o agregar el valor.



Receive new
MoneyCard here



Reciba una MoneyCard
nueva aquí.



Receipt here



Conseguir un
recibo aquí



02/05/20